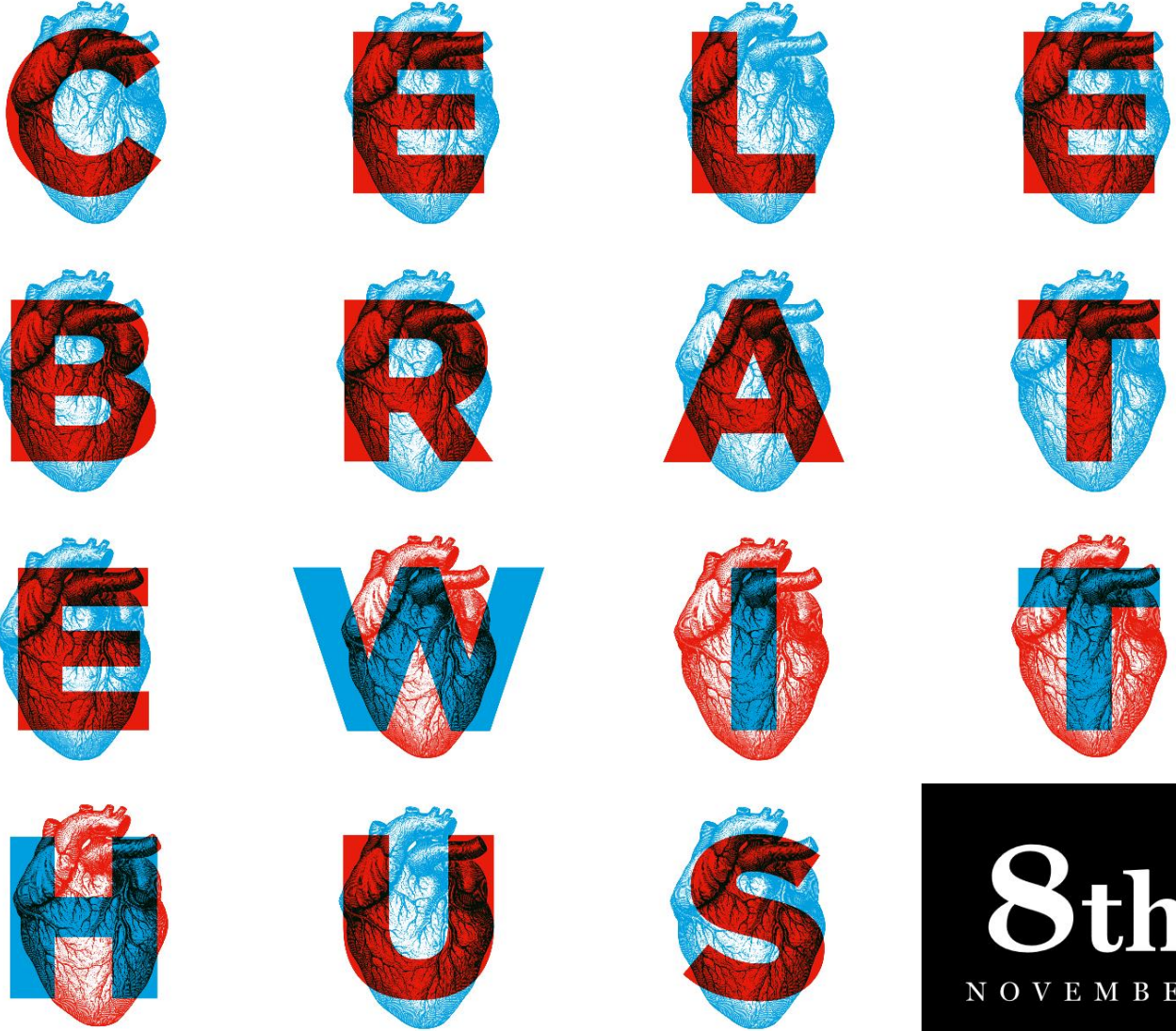
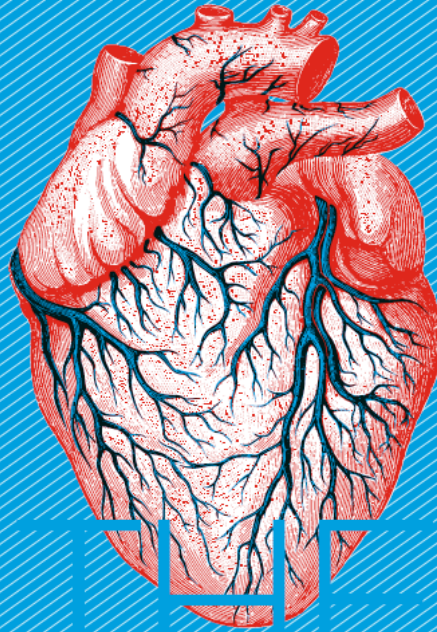


# International Day of Radiology



**8th**  
NOVEMBER



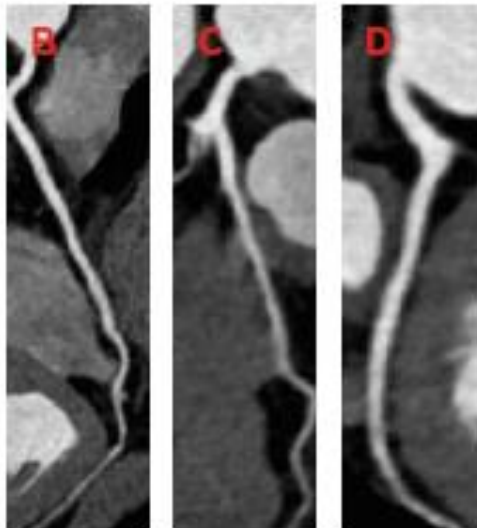
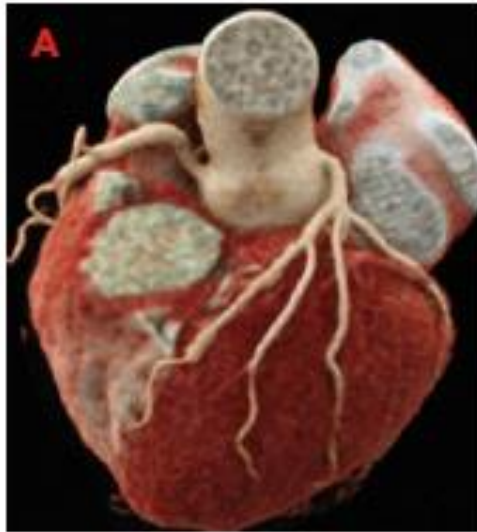
# THE HEART

REVEALED

RADIOLOGY IN THE DIAGNOSIS AND  
MANAGEMENT OF CARDIAC CONDITIONS

Editors: Jens Bremerich & Rodrigo Salgado

# HEART revealed



## TABLE OF CONTENTS

- 6 EDITORIAL**  
Jens Bremerich and Rodrigo Salgado
- 10 1: BASIC BUILDING BLOCKS**  
**Part I: What can we expect from a basic cardiac CT examination**  
Gorka Bastarrika  
**Part II: What can we expect from a basic cardiac MR examination**  
Farah Cadour, Axel Bartoli and Alexis Jacquier
- 30 2: MY FUTURE AND I: CARDIOVASCULAR RISK STRATIFICATION OF ASYMPTOMATIC INDIVIDUALS**  
Rozenarijn Vliegthart
- 38 3: IMAGING TRIALS: THE FUTURE OF CARDIAC IMAGING LOOKS BRIGHT**  
Marc Dewey
- 46 4: I WANT TO LIVE ANOTHER DAY: HOW CARDIAC CT CAN HELP PATIENTS IN THE EMERGENCY ROOM**  
Harold Goerne and Suhny Abbara
- 58 5: TOO LITTLE TOO LATE: IMAGING OF THE ISCHAEMIC HEART**  
Jean-Nicolas Dacher
- 64 6: THE HEART CAUGHT A COLD: CARDIAC MRI IN MYOCARDITIS**  
Charles Peebles
- 72 7: THE ATHLETE'S HEART: BALANCING PERFORMANCE AND POTENTIAL RISKS**  
Marco Francone, Anna Palmisano and Antonio Esposito
- 84 8: IMAGING OF THE CORONARY ARTERIES: FROM MORPHOLOGY TO FUNCTION AND BEYOND**  
Fabian Bamberg, Corinna Storz, Ilias Tsiflikas, Christoph Schabel and Konstantin Nikolaou
- 94 9: THE COLOURFUL HEART: NEW MAPPING TECHNIQUES HELP IN MYOCARDIAL TISSUE CHARACTERISATION**  
Jens Bremerich
- 102 10: NEW SOLUTIONS TO OLD PROBLEMS: AORTIC VALVE STENOSIS**  
Rodrigo Salgado
- 112 11: A NEW VALVE: NON-INVASIVE IMAGING OF PROSTHETIC HEART VALVES**  
Ricardo P.J. Budde
- 118 12: AN OFTEN-OVERLOOKED CONNECTION: THE HEART-BRAIN AXIS**  
Birgitta Velthuis
- 126 13: BUILDING THE FUTURE: THE EUROPEAN CARDIOVASCULAR MR/CT REGISTRY**  
Matthias Gutberlet
- 138 14: CERTIFICATE OF EXCELLENCE: THE EUROPEAN DIPLOMA IN CARDIOVASCULAR RADIOLOGY**  
Karl-Friedrich Kreitner
- 146 15: ARTIFICIAL INTELLIGENCE AND CARDIOVASCULAR DISEASE - FRIEND OR FOE?**  
Tim Leiner, Jelmer M. Wolterink and Ivana Išgum
- 156 16: PREDICTING THE FUTURE: SCREENING FOR SUDDEN DEATH**  
Luigi Natale and Veronica Bordonaro
- 170 17: WHEN THE ACTION IS OVER: IMAGING AFTER ACUTE CORONARY SYNDROME**  
Christian Loewe
- 178 18: INFLUENCE OF PROTOCOL OPTIMISATION ON RADIATION EXPOSURE IN CARDIAC IMAGING**  
Valentin Sinitzyn and Maria Glazkova, on behalf of EuroSafe Imaging
- 188 19: CURRENT AND FUTURE DIRECTIONS IN CARDIAC MRI: THE RADIOGRAPHERS' PERSPECTIVE**  
Aideen Fallon, Alison Fletcher and Vasilis Syrgiamiotis
- 198 20: CURRENT AND FUTURE DIRECTIONS IN CARDIAC CT: THE RADIOGRAPHERS' PERSPECTIVE**  
Konstantinos Michalos and Helle Precht
- 208 21: THE ROLE OF RADIOGRAPHERS IN OTHER AREAS OF CARDIAC IMAGING**  
Christopher Steelman and Diego Catania
- 218 22: CARDIAC IMAGING IN RADIOLOGY - THE EFOP PERSPECTIVE**  
Mika Kortensniemi and Touko Kaasalainen
- 228 REFERENCES**